


IPMM...(CF)

Electrical heating tape for process temperature maintenance of pipework and vessels in safe or hazardous areas.



Constant Wattage Heating Tape

200°C

- Withstand temperatures up to 200°C
- Can be cut to length with no wastage.
- Outputs available up to 33W/m
- Full range of controls, accessories and approvals
- Available for 220-277V AC (110-120V AC on request)
- 

Features

IPMM is a constant wattage heating tape that can be used for freeze protection or maintenance of process temperatures in pipework and vessels.

It can be cut-to-length at site and can replace mineral insulated (MI) cables for applications where the cut-to-length feature or field fabricated heating cable is preferred.

IPMM is approved for use in non-hazardous, and hazardous areas to world-wide standards.

Because of the special construction with “heating zones” no additional cold lead is needed. From cut point to the next heating wire bonding point the heating cable remains cold and serves as cold lead.

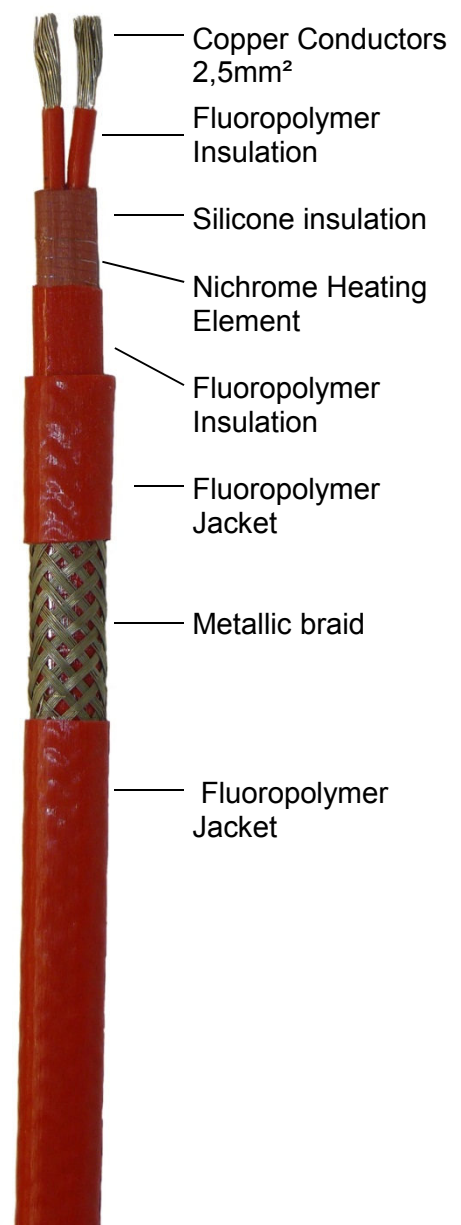
The installation of IPS heating tape is quick and simple and requires few special skills or tools. Termination and power connection components are all provided in convenient kits.

Options

IPMM... Basic heating tape without braiding and without outer jacket.

IPMM..C Tinned copper braid providing mechanical protection or where traced equipment does not provide an effective earth path. e.g. plastic pipework.

IPMM..CF Fluoropolymer over jacket over tinned copper braid provides protection where corrosive chemical solutions or vapours may be present.



IPMM...(CF)

Technical Data

Maximum Temperature: 200°C (Un-Energized)

Minimum Installation Temperature: -40°C

Power Supply: 220-240V AC

Temperature Classification: T3(200°C) - T5

Weights and Dimension:

Type	Nominal Dimensions(mm)	Weight kg/100m	Min. Bending (mm)	Gland Size
IPMM...	7,5 x 4,8	6	20	M16
IPMM..C	9,0 x 6,0	9	25	M16
IPMM..CF	9,8 x 6,8	11	30	M20

Approvals

Approval	Certification No.	Standards
CENELEC	SCS Ex 94D3114	EN50014 EN50019
ATEX	SIRA 02ATEX3077	EN60014 EN50019 IEC62086

Area Approval for Zone 1 + 2

Construction

Heating Element: Nickel-Chromium

Power Conductors: Tinned Plated Copper 2,5mm²

Conductor Insulation: Fluoropolymer + Silicon Rubber

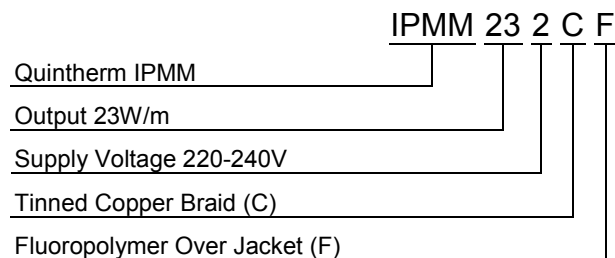
Jacket: Fluoropolymer

Braid: Tinned Copper

Over Jacket: Fluoropolymer

Ordering Information

Example:



Further Information

Accessories

Please consult the appropriate termination instructions and the installation manual.

Maximum Pipe / Workpiece Temperature

The surface of the heater must not exceed the maximum withstand temperature of its constructional materials or the Temperature Classification (if installed in a hazardous area). This is ensured by limiting the pipe or workpiece temperature to a safe level either by design calculation (a Stabilised Design) or by means of temperature controls.

For worst case conditions, the temperature of steel pipes should be limited to the following levels:

Type	Nom Output	T6	T5	T4	T3	T2	T1	Save
IPMM...	6,5	Not Approved						190
	13							176
	23							139
	33							97
IPMM..C	6,5	54	72	115	187	190	190	190
	13	30	45	87	173	179	179	179
	23	-	-	47	144	149	149	149
	33	-	-	-	102	107	107	107
IPMM..CF	6,5	54	4	121	190	190	190	190
	13	21	41	90	180	185	185	185
	23	-	-	39	152	159	159	159
	33	-	-	-	103	108	108	108

Maximum Circuit Length

Output (W/m)	Max. Circuit Length		Zone Length	
	115V	230V	115V	230V
6,5	111m	212m	1000mm	1500mm
13	78m	150m	741mm	1100mm
23	59m	113m	900mm	1000mm
33	49m	94m	1000mm	950mm

Power Conversion Factors

115V Heating Tape		230V Heating Tape	
277V	Factor 5.80	277V	Factor 1.45
230V	Factor 4.00	240V	Factor 1.09
208V	Factor 3.27	220V	Factor 0.91
120V	Factor 1.09	208V	Factor 0.82
110V	Factor 0.91	115V	Factor 0.25

Accessories

Quintex offers a complete line of accessories, temperature controller, connection sets as well as different enclosures. These products are recommended for a failure free operation.